

# ATEGO 1523 4X2



Böcker

Mercedes-Benz  
Trucks you can trust



## Orderdata (Order 1421400107)

Code	Description	Code	Description
A1L	Front axle 6.1 t	L0A	Illumination regulation, in acc. with UN-R 48.06
A2L	Rear axle, crown wheel 390, hypoid, 11.0 t	L1C	LED daytime running lamps
A5R	Axle ratio i = 3.909	L1Z	Indicator lenses, white
B1B	Electronic braking system with ABS and ASR	L2H	Side marker lamps, flashing
B1C	Electronic air-processing unit, low	L2P	LED end-outline marker lamp
B1F	Heating, electronic air-processing unit	M0Q	Noise regulation acc. to UN-R 51.03, phase 2
B2A	Disc brakes on front and rear axle	M1K	Eng. OM934, inline 4, 5.1 l, 170kW (231hp), 900 Nm
B4A	Condensation monitoring, for compressed air sys.	M4X	Engine version Euro VI, E
C2F	Wheelbase 4160 mm	M5U	Exhaust brake, standard system
C6D	Steering ZF 8098	N0S	PTO MB 60-2c, MPA in low position, low-speed
C6S	Stabiliser, for extremely high loads, rear axle	N6K	Gear shift interlock for PTO
C6T	Stabiliser, for extremely high loads, front axle	O0T	TruckLive
C7E	Front underride guard (ECE), steel	O1N	Detachable parts for offline cab
C8J	Splash guard, in wing	O2M	GU vehicle without registration restriction
C9P	Frame overhang, extended, 600 mm	O3K	Active Safety
C9R	Deletion, protection device, side	Q1I	Front spring, 6.1 t, parabolic
C9Y	Deletion, rear underride guard (ECE)	Q2H	Rear spring, 10.5 t, parabolic
D1B	Driver's suspension seat, standard	R0L	Tyres, customer request, FA
D1M	Rigid co-driver's seat, single	R0N	Tyres, customer request, RA
D2Y	Seat belt monitor	R0Z	Wheel-nut cap
D3X	Seat cover, flat-weave fabric	R1H	15-degree tapered rims, 8.25 x 19.5
D4B	Classic cockpit	S1D	Stability Control Assist (ESP)
D4W	Power windows, all-round	S1H	Lane Keeping Assist
D5Y	Rubber mats, driver's and co-driver's side	S1L	Attention Assist
D6Y	Pollen filter	S1O	Traffic Sign Assist
D7L	Stowage facility, above windscreen, 1 compartment	S1Y	Tyre pressure monitor
D8A	Roof hatch/vent, roof	S2D	Active Brake Assist 6
E0F	Batteries from company Exide	S2H	Active Sideguard Assist 2
E0Y	Battery cover	S2L	Frontguard Assist
E1H	Batteries, 2 x 12 V/165 Ah, low-maintenance	S4A	Pre-installation for alcohol test on start-up lock
E1N	Alternator 28 V/100 A	S5A	Speed limiter, 90 km/h (56 mph), ECE
E3W	PSM, 2nd generation	S5Z	Cruise control
E5A	No. 1 switch, for non-MB body electrics	S8A	First aid kit
E8B	USB connection	S8C	Hazard warning triangle
F1P	S-cab	S8D	Warning lamp
F1X	S-cab ClassicSpace, 2.30 m, tunnel	S8E	Reflective safety jacket
F2U	ClassicSpace	T3A	Weight variant 16.0 t (6.1/10.5)
F4I	Cab rear wall, with window	U2I	Control code EBS, 4th generation
F6I	Front mirror, heated	U3D	Control code, CAN star points, classic
F6J	Main mirror, electric, driver's side	U3F	Control code, global AdBlue sensor (GMS DEF)
F7V	Cab entrance, two-step	U3M	2nd generation electronic architecture

## Orderdata (Order 1421400107)

F8B	2 remote control keys	U3W	ICUC hardware Gen6.
F8E	Locking system, with central locking	V0Q	Vehicle version in acc. w. GSR, phase B
F8V	Light sensor	V1D	New Atego, short-radius distribution
F8W	Rain sensor	V1W	Standard
G0K	Drive program, economy/power	V2T	Atego model generation 1
G1D	Transmission G 90-6/6.70-0.73	V7Q	Body type: elevating work platform/mobile crane
G5G	Mercedes PowerShift 3	V8A	Chassis number FIN
G5Y	Tachograph calibration, digital, ex factory	V9G	Technical changes model year October
I0Y	Tyres, tubeless, size 305/70 R 19.5, front axle	X2E	Model plate, EU
I4A	Wheel arrangement 4x2	X2T	Maintenance Documentation
I5Y	15.0-tonner	X2Y	Registration certificate, Part II, prepared
I6A	Rigid chassis	X3O	Mercedes-Benz OnRoadService
I6L	Light-duty model series, new generation up to 21 t	X3Z	Powertrain warranty as per T and Cs 3yrs/250,000km
I6O	Light-duty vehicles up to 21 t	X4H	Instrument/labels/documentation, German
I6W	Leaf suspension, rear axle	X4S	ATS warranty according to GTC, 4th year/340,000 km
J0U	Remote update of driving assistance map	Y1B	Control of colours, high-runner colours
J1C	Instrument cluster, 12.7 cm, with video function	Y1H	Assignment of cab paintwork, NFL North
J1M	Dig. tachograph, 2nd gen., version 2, ADR	Y6S	GSR vehicle preparation
J1S	Tachograph manufacturer VDO	Z3H	Side marker lights, 1st pair
J3N	FleetBoard Eco Support	Z3I	Side marker lights, 2nd pair
J4X	Belt warning w/ seat occup. detection, co-driver	Z3J	Side marker lights, 3rd pair
J5S	Radio, with USB connection and Bluetooth	Z3V	Fender skirt extension
J6W	Reversing camera, towing vehicle end	Z4B	Domestic (Germany)
J7D	Truck Data Center 8, base	Z4D	In-line engine, 4-cylinder
J7V	Driving assistance map, Europe region	Z5B	OM 934
J8N	Pre-installation for Truck Data Center 8, base	Z5M	PTO, single
J9D	Provision for fitting toll tracking	Z5O	Clutch supplier Valeo
K0E	Plastic tank, 120 l, left	Z5X	Left-hand drive
K3T	AdBlue tank, 25 l	Z5Y	Vehicle, for right-side traffic
K5M	Tanks, lockable	Z7J	Aluminium battery lines
K5S	Protective cap for AdBlue metering system	Z8T	Main contractor, company-owned branch
K7I	Exhaust system, on frame, right, tailpipe inwards		

# Truck Crane AK 36

## AK 36e



### Technical Data

Permissible gross vehicle weight [t]	16
Max. payload [kg]	2,000 (opt. 4,000)
Max. extension length [m]	36 (opt. 37.9)
Working height up to jib [m]	25.2
Jib extendable [m]	5.2 - 10.9 (opt. 12.8)
Jib payload [kg]	2,000 - 800 (400)
Boom angle [degrees]	90
Jib angle [degrees]	180
Pivoting range [degrees]	endless
Hook speed [m/min]	45
Range for crane operation at 250 kg [m]	30.0 (opt. 31.9)
Range for crane operation at 500 kg [m]	29.0 (opt. 30.8 / 400 kg)
Range for crane operation at 1 t [m]	22.0
Range for crane operation at 2 t [m]	14.5
Range for crane operation at 3 t [m]	10.0
Range for crane operation at 4 t [m]	8.0
Range / Working height max. (m) with non-rotating basket 250 kg	32.2 / 37.1
with rotating basket 300 kg (PK 300-D)	27.4 / 37.2
Drive	PTO / 400 V hybrid

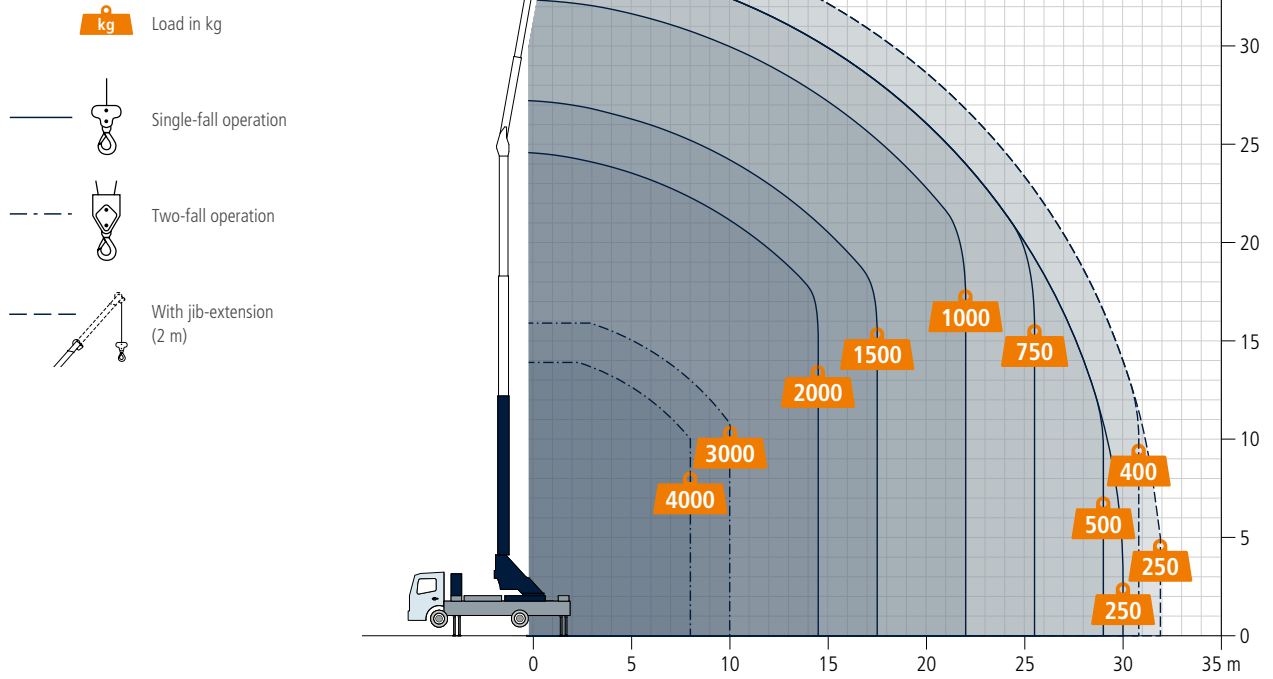


As the most compact crane of the new generation, the AK 36 combines a slim design with all the advantages of innovative mast geometry, a tremendous working speed and the latest control technology. When it comes to crane performance, the AK 36 makes no compromises. With extension lengths of up to 36 m (opt. 37.9 m), it handles all everyday lifting operations with ease, achieving an impressive 22 m reach at a height of 20 m with a suspended load of one tonne, for example. The hydraulic jib carries and extends up to 800 kg when fully extended - even at a right angle to the boom in the tower crane function or fully extended in a 180° position as straight boom extension. The compact vehicle dimensions and a short wheelbase of just 4.16 m make the truck crane extremely manoeuvrable in road traffic and on the construction site. Excellent vehicle handling means the crane can be easily and quickly manoeuvred to the best set-up area.

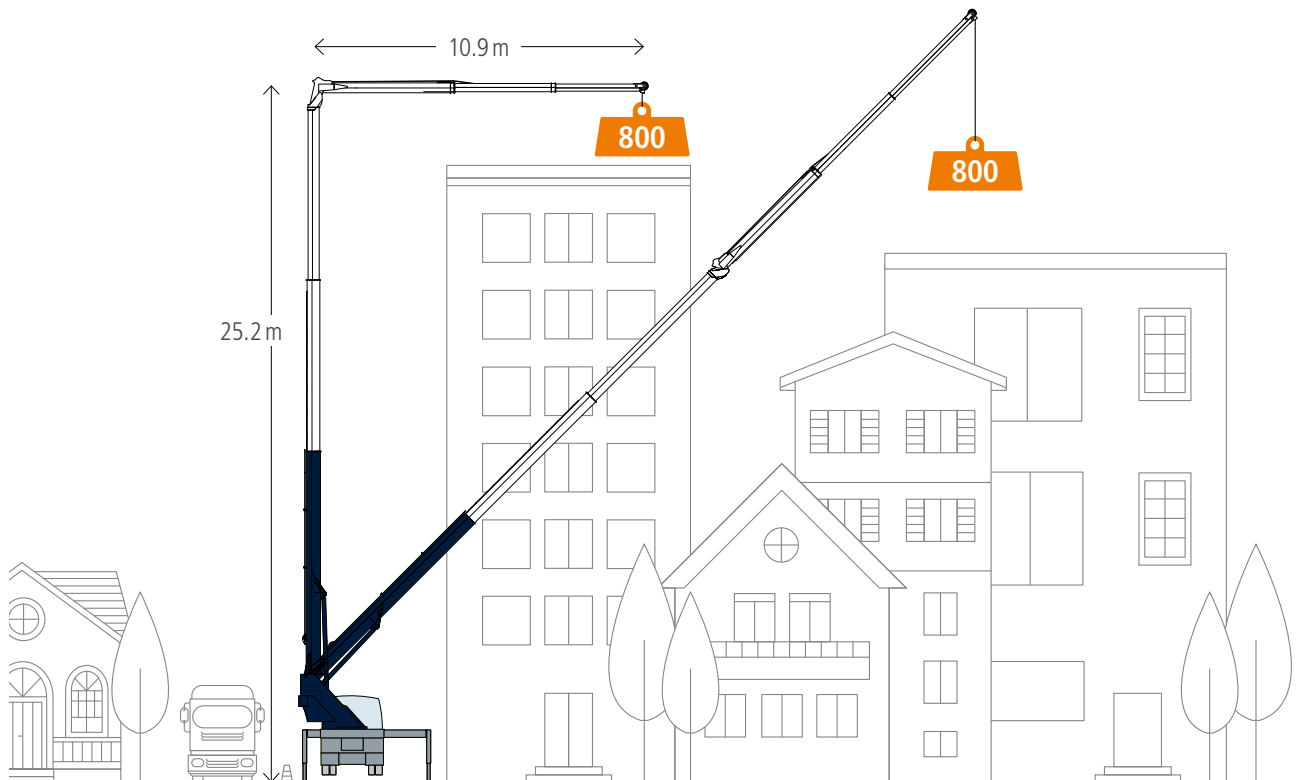
Available with **Böcker**Connect

**Böcker**  
MY WAY TO THE TOP

## Working range crane operation

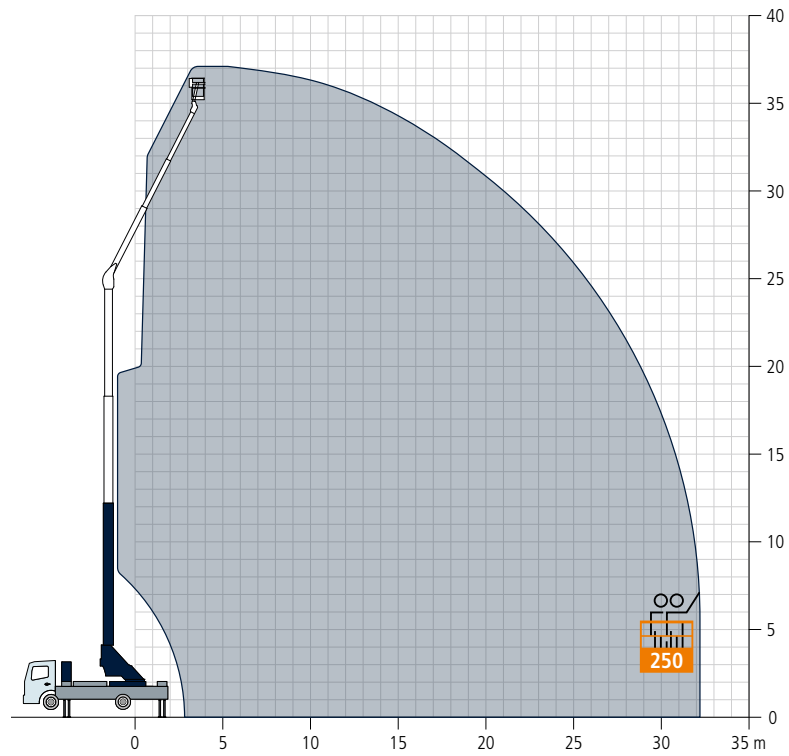


## Working range

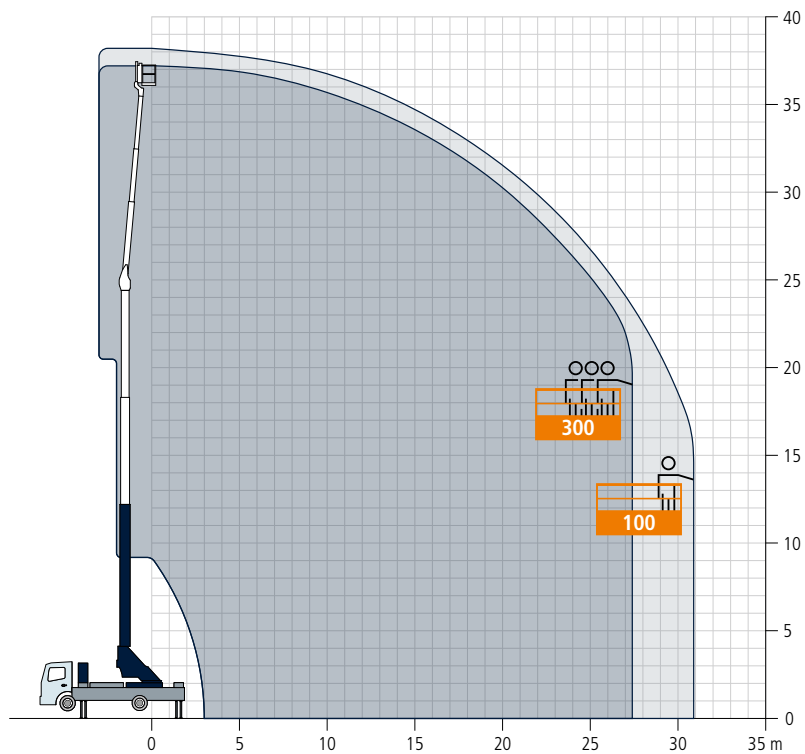


## Working range platform operation

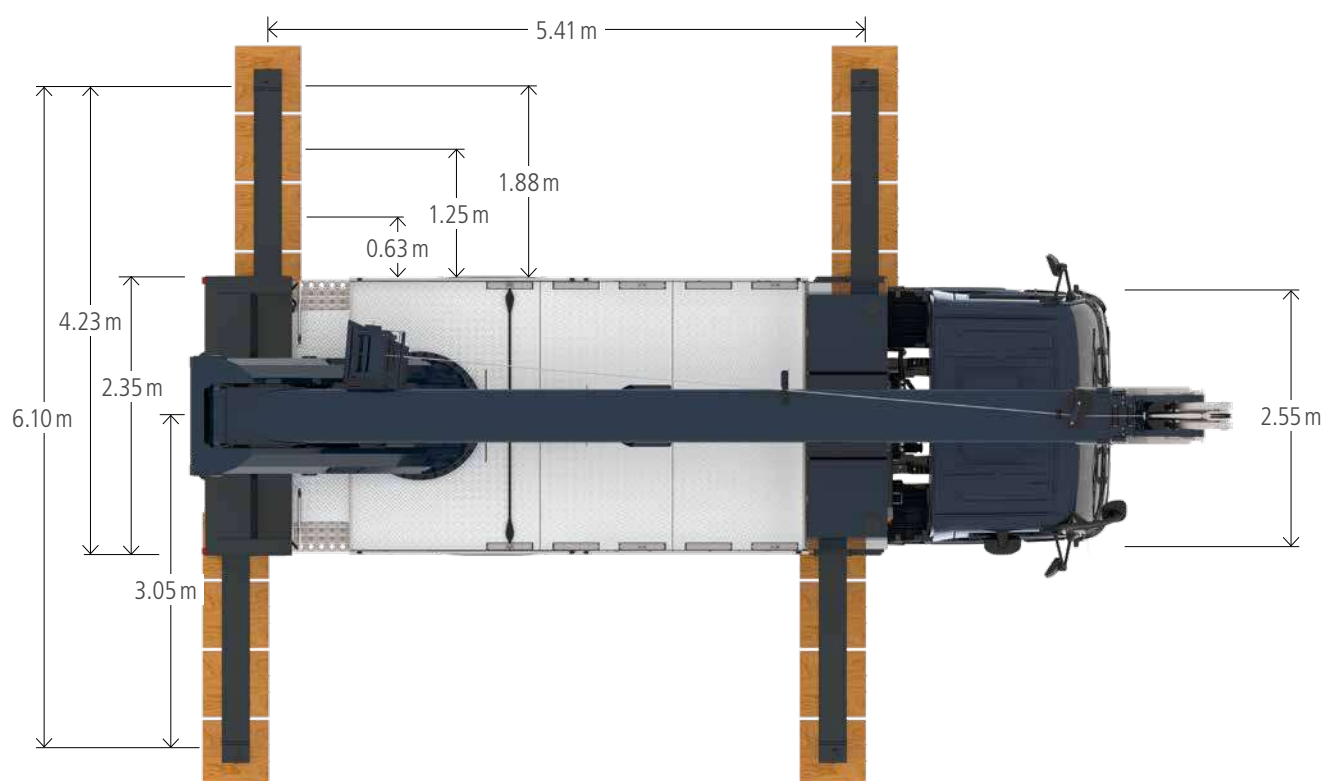
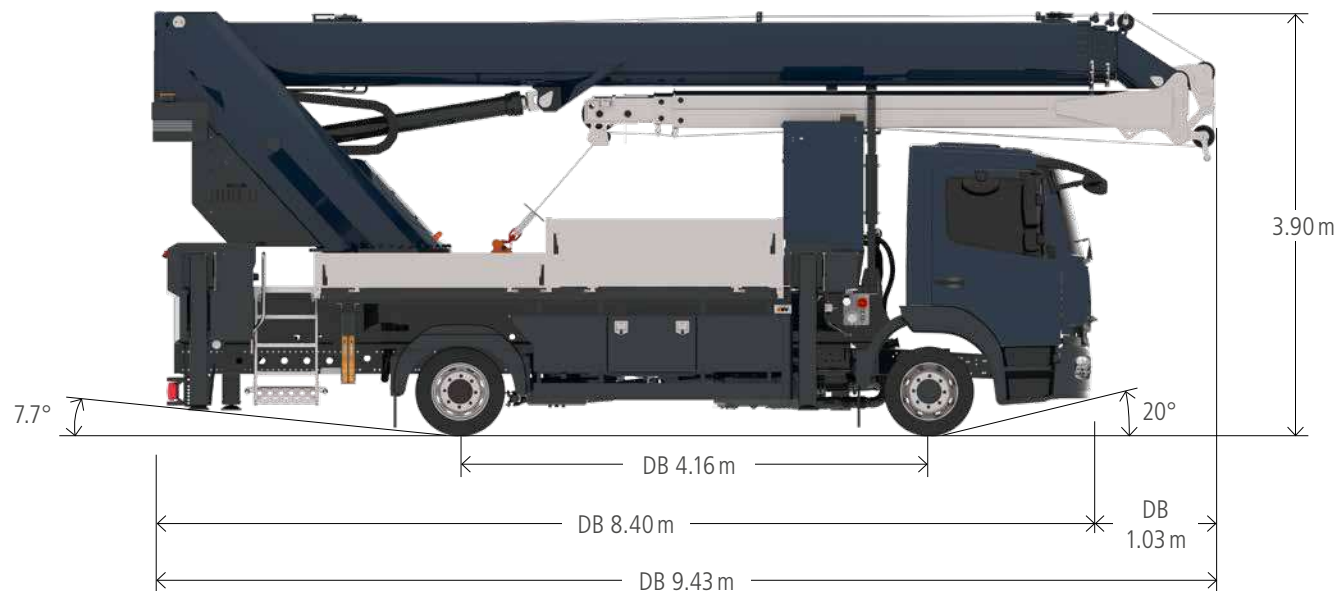
Non-rotating basket PK 250-1



Rotating basket PK 300-D



## Dimensions



# Böcker

[www.boecker.de](http://www.boecker.de)

**Böcker Maschinenwerke GmbH**

Lippestr. 69-73  
59368 Werne

Fon +49 2389 79890  
[info@boecker.de](mailto:info@boecker.de)